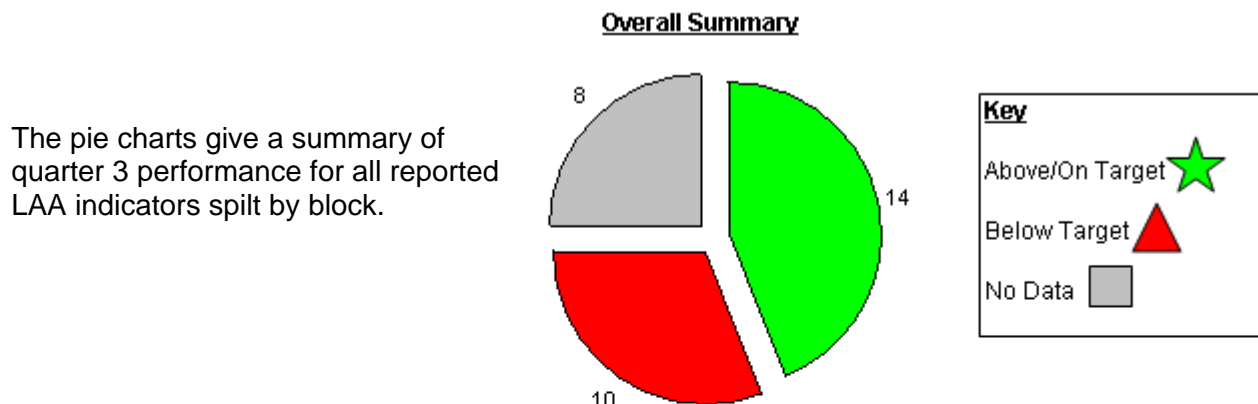
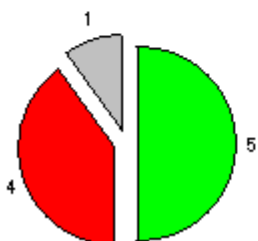


## LAA Summary Report

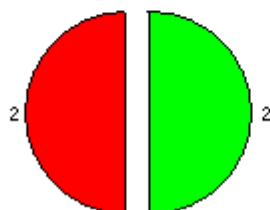
This report provides a short summary on the performance of the LAA indicators as of the 31 December 2008 (Quarter 3 reporting period).



### Children and Young People



### Economic Development and Environment



### Safer and Stronger Communities



### Adult Health and Wellbeing



### Summary of overall performance

- 19% of indicators are above planned performance = 14 indicators
- 14% of indicators are below planned performance = 10 indicators
- 11% of indicators do not have current data to judge performance = 8 indicators
- 45% of indicators are annual and will be reported upon in Q4 = 32 indicators
- 11% of indicators have reported but have no targets on which to judge performance = 8 indicators

Total number of 2007-2011 indicators = 72

Flagged indicators where there is a concern over performance are as follows (underlined indicators are 2007-2010 stretches):

- LAACY05va - Reduction in the number of half days missed through absence (Primary)
- LAACY05vb - Reduction in the number of half days missed through absence (Secondary)
- LAAEDE03 - Increase the number of people on inactive benefits helped into sustained employment of at least 16 hours/week for 13 consecutive weeks or more.
- LAASS14 - Criminal damage offences
- LAASS01ii - Reduction in the proportion of repeat incidents of domestic violence.
- NI 45 - Young offenders engagement in suitable education, training and employment.

- NI 56 - Obesity amongst primary school age children in Year 6
- NI 193 - Percentage of municipal waste landfilled
- NI 40 - Number of drug users recorded as being in effective treatment
- NI 16 - Serious acquisitive crime